



SW 7015 SW 7016 SW 7017 SW 9170 SW 7018 **SW 7019** SW 7020

SAVE 




Expert Pick
SW 7019

Gauntlet Gray



FULL DETAILS 

Dare to go dark with this striking gray. Its warm greige undertone makes this neutral feel surprisingly lively.

Sample this color:


 FREE Color Chip  Peel & Stick  Paint Sample

Or, shop paint:

 Interior Paint  Exterior Paint


Building Body Color – Gauntlet Gray - Darker Gray SW 7019

SW 7015 SW 7016 SW 7017 SW 9170 **SW 7018** SW 7019 SW 7020

SAVE 




SW 7018

Dovetail



FULL DETAILS 

A warm, soothing gray that harmonizes well with other colors. Use it to anchor brighter hues in your space or enjoy it on its own as a palette cleanser.

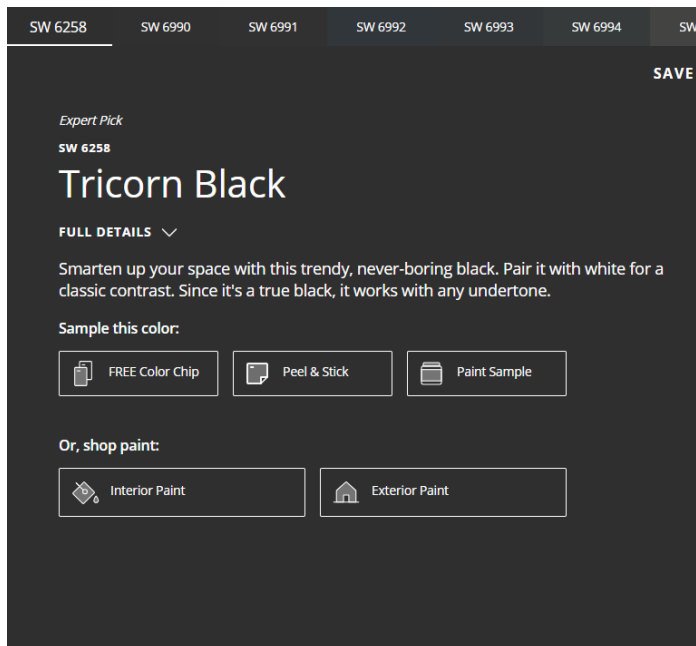
Sample this color:

 FREE Color Chip  Peel & Stick  Paint Sample

Or, shop paint:

 Interior Paint  Exterior Paint

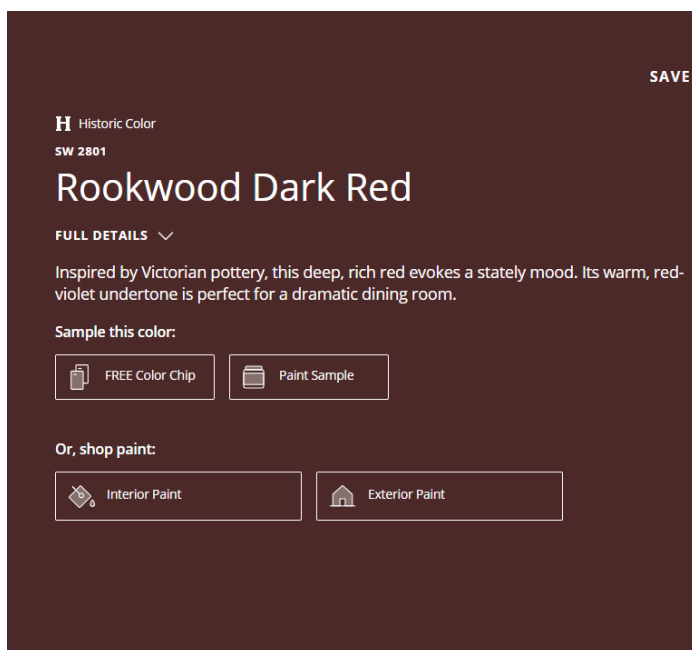
Building Body Color – Dovetail - Lighter Gray SW 7018



Facia & Trim All Building

Door Color Option 1 – Tricorn Black – SW 6258

Note: This is the default door color if owner does not select Rookwood Dark Red Option Below



Door Color Option 2 – Rookwood Dark Red – SW 2801

Only by Owner Request

Note: Owner has option to have a red entry door if they Choose this color. No Substitutions.